A herd of horses of various colors (brown, black, white, and grey) is running through a shallow stream in a grassy field. In the background, there are trees with yellow and orange autumn foliage. The scene is bright and sunny.

Junior & Junior High

Regional 4-H Hippology 2012

**The following questions
are multiple choice for
all Junior & Jr. High
Members.**

**The possible answers
are on each slide.**

**You will have 20
seconds per slide this
time through.**

**We will also run through the
slides a second time giving you
an additional 10 seconds to
make final answers.**

**Get Ready here
comes slide 1**

Good Luck!

1

Identify this breed.



A. Arabian

C. Saddlebred

B. Mustang

D. Quarter Horse

2

Identify the hoof structure.



A. Wall

C. Bar

B. Lamina

D. Bulb

3

Identify this breed.



A. American Cream

C. Clydesdale

B. Belgium

D. Percheron

4

Identify this grain.



A. Beet pulp

C. Oats

B. Corn

D. Wheat

5

Identify this color.



A. Bay

C. Buckskin

B. Chestnut

D. Roan

6

Identify this breed of horse.



A. Hackney

C. Peruvian Paso

B. Miniature Horse

D. Shetland

7

Identify this conformation fault.



A. Cow-hocked

C. Post-legged

B. Pigeon-toed

D. Sickle-hocked

8

Identify this piece of equipment.



A. Bosal

B. Crib feeder

C. Hackamore

D. Grazing muzzle

9



Identify this part of the bridle.

A. Cheek piece

B. Browband

C. Throatlatch

D. Cavesson

10



Identify
the use.



A. Wound treating

C. Deworming

B. Heat detecting

D. Vaccinating

11

Identify the feedstuff highest in fat.



A



B



C



C

12



Identify
this
part of
the
saddle.

A. Skirt

C. Cinch

B. Jockey

D. Latigo

13

Identify the heaviest muscled horse.



14



Identify
this leg
marking.

A. Coronet

C. Stocking

B. Pastern

D. Sock

15

Identify this part of the shoe.



A. Stud

C. Clip

B. Clinch

D. Rivet

16

Identify the most correct leg structure.



A



B



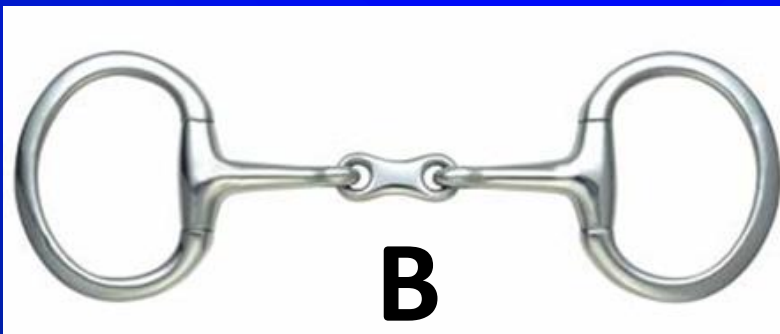


C



D

17

Identify the snaffle bit.



18

Identify this hoof structure.



A. Bar

C. Sole

B. Bulb

D. Wall

19



Identify
this
procedure.

A. Tube worming

C. Tongue cleaning

B. Floating teeth

D. Pregnancy checking

20



**Identify
this type of
noseband.**

A. Figure-eight

C. Kineton

B. Drop

D. Flash

21



**Identify
this
Hay.**

A. Alfalfa

C. Bermuda

B. Timothy

D. Orchardgrass

22

Identify this event.



A. Eventing

C. Foxhunting

B. Endurance

D. Steeplechase

23

Identify the hoof structure.



A. Pastern

C. Coronary band

B. Lamina

D. Quarter band

24

Identify this pest.



A. Bumble bee

C. Hornet

B. House fly

D. Horse fly

25

Identify this condition.



A. Colic

C. Laminitis

B. Splints

D. Ringbone

**You will have 10
seconds per slide this
time through.**

**This is your final
chance to answer.**

1

Identify this breed.



A. Arabian

C. Saddlebred

B. Mustang

D. Quarter Horse

2

Identify the hoof structure.



A. Wall

C. Bar

B. Lamina

D. Bulb

3

Identify this breed.



A. American Cream

C. Clydesdale

B. Belgium

D. Percheron

4

Identify this grain.



A. Beet pulp

C. Oats

B. Corn

D. Wheat

5

Identify this color.



A. Bay

C. Buckskin

B. Chestnut

D. Roan

6

Identify this breed of horse.



A. Hackney

C. Peruvian Paso

B. Miniature Horse

D. Shetland

7

Identify this conformation fault.



A. Cow-hocked

C. Post-legged

B. Pigeon-toed

D. Sickle-hocked

8

Identify this piece of equipment.



A. Bosal

C. Hackamore

B. Crib feeder

D. Grazing muzzle

9



Identify this part of the bridle.

A. Cheek piece

B. Browband

C. Throatlatch

D. Cavesson

10



Identify
the use.



A. Wound treating

C. Deworming

B. Heat detecting

D. Vaccinating

11

Identify the feedstuff highest in fat.



A



B



C



C

12



Identify
this
part of
the
saddle.

A. Skirt

C. Cinch

B. Jockey

D. Latigo

13

Identify the heaviest muscled horse.



A



B



C



D

14



Identify
this leg
marking.

A. Coronet

C. Stocking

B. Pastern

D. Sock

15

Identify this part of the shoe.



A. Stud

C. Clip

B. Clinch

D. Rivet

16

Identify the most correct leg structure.



A



B



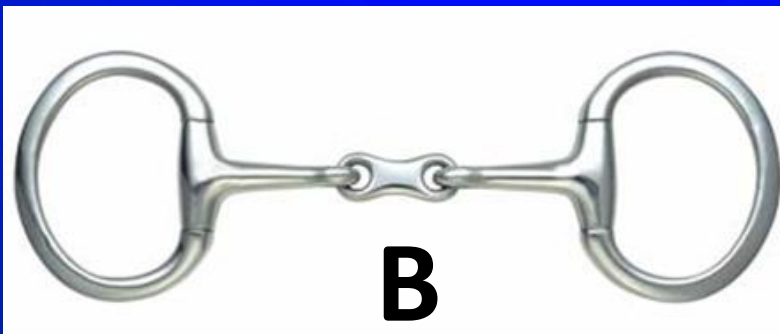


C



D

17

Identify the snaffle bit.



18

Identify this hoof structure.



A. Bar

C. Sole

B. Bulb

D. Wall

19



Identify
this
procedure.

A. Tube worming

C. Tongue cleaning

B. Floating teeth

D. Pregnancy checking

20



**Identify
this type of
noseband.**

A. Figure-eight

C. Kineton

B. Drop

D. Flash

21



**Identify
this
Hay.**

A. Alfalfa

C. Bermuda

B. Timothy

D. Orchardgrass

22

Identify this event.



A. Eventing

B. Endurance

C. Foxhunting

D. Steeplechase

23

Identify the hoof structure.



A. Pastern

C. Coronary band

B. Lamina

D. Quarter band

24

Identify this pest.



A. Bumble bee

C. Hornet

B. House fly

D. Horse fly

25

Identify this condition.



A. Colic

C. Laminitis

B. Splints

D. Ringbone

**Juniors, this
completes
your part of
I.D.**

**Juniors turn
in your
Scorecards**

Jr. High Contestants:

**You will have 20
seconds per slide this
time through.**

**We will also run through the slides a second
time giving you an additional 10 seconds to
make final answers.**

26



Identify
this
type of
shoe.

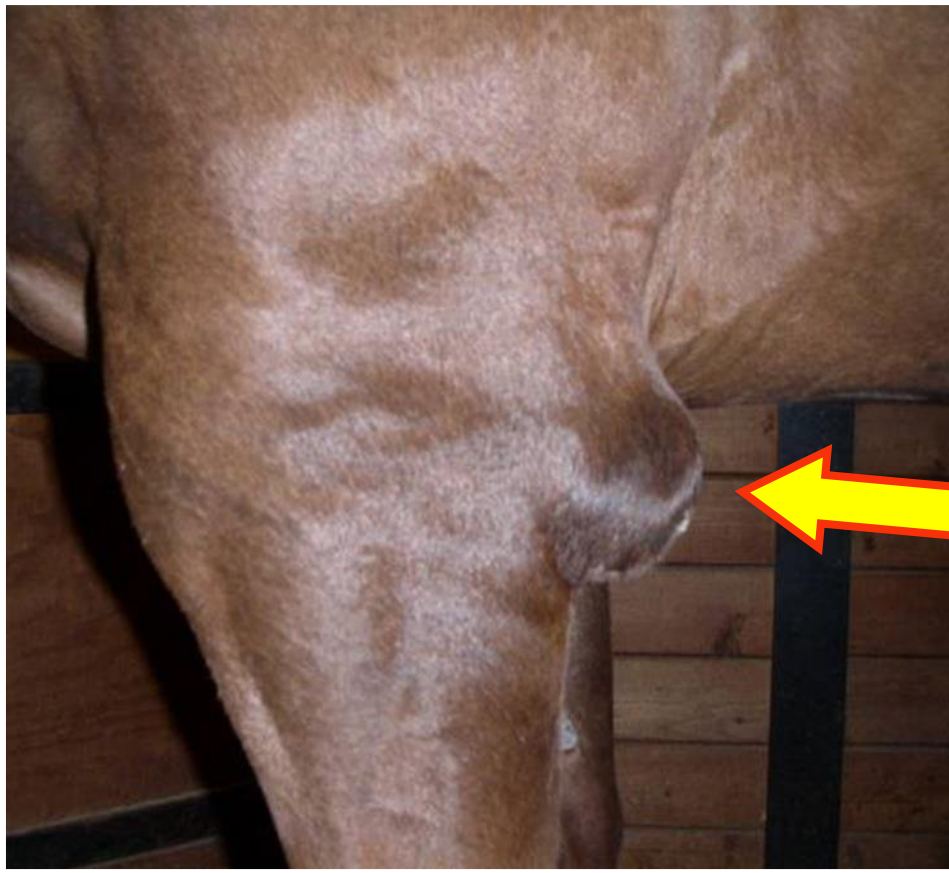
A. Egg bar

B. Heart bar

C. Racing plate

D. Sliding plate

27



**Identify
this
blemish.**

A. Bog spavin

B. Splint

C. Capped elbow

D. Windpuff

28



**Identify
this
feedstuff.**

A. Soybean hulls

C. Cottonseed hulls

B. Alfalfa

D. Beet pulp

29



Identify
this
horse
sport.

A. Combined driving

C. Vaulting

B. Eventing

D. Ride and tie

30

Identify
this
event.



A. Cutting

C. Working Cow Horse

B. Team Sorting

D. Western Riding

31



Identify



A. Creep feeder

C. Mineral feeder

B. Hay feeder

D. Water system

32



Identify
this
saddle
part.

A. Cantle

C. Panel

B. Skirt

D. Knee roll

33



**Identify
this
facial
marking.**

A. Blaze

C. Star and Stripe

B. Star

D. Star, Stripe and Snip

34

What disease has this transmission cycle?



A. Equine Influenza

C. Tetanus

B. EIA

D. West Nile Virus

35



**Identify
this
type of
legume.**

A. Alfalfa

C. Red clover

B. Crimson clover

D. Lespedeza

36

Identify this conformation fault.



A. Goose-rumped

C. Sickle-hocked

B. Steep-shouldered

D. Post-legged

37



Identify
these
teeth.

A. Canine

B. Insisors

C. Molars

D. Wolf

39



Identify
this
blemish.

A. Bog Spavin

B. Capped Hock

C. Bowed tendon

D. Splint

40

Identify



A. Baler

C. Hay rake

B. Tedder

D. Rotary cutter

41



Identify
this forage.

A. Alfalfa

C. Timothy

B. Tall fescue

D. Bermudagrass

42

What breed is affected by HERDA?



A. Arabians

C. Standardbreds

B. Quarter Horses

D. TN Walking Horses

43



Identify
this
type of
snaffle
bit.

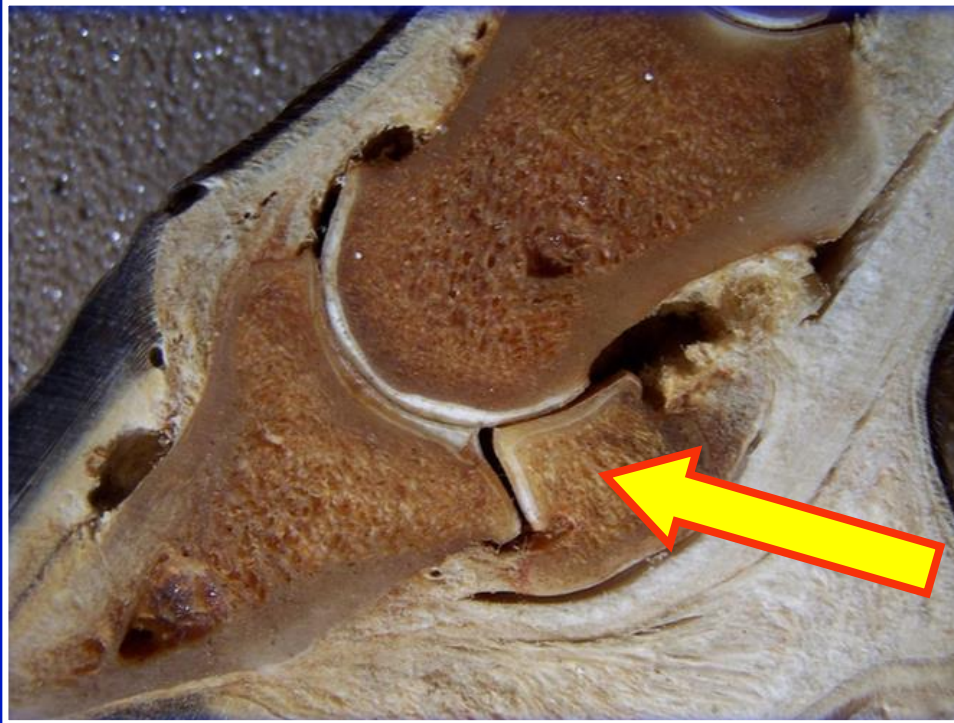
A. Full cheek

B. Half cheek

C. D-ring

D. Loose ring

44



Identify
this hoof
structure.

A. Coronary bone

B. Lamina bone

C. Navicular bone

D. Pastern bone

45



**Identify
this
disease.**

A. Cushing's Disease

C. EIA

B. Eastern Encephalitis

D. Strangles

46

Identify this type of leg protection.



A. Open-front boots

C. Skid boots

B. Splint boots

D. Galloping boots

47



Identify
this type of
grey .

A. Flea bit

C. Blanket

B. Dapple

D. Leopard

48



Identify
this
type of
trailer.

A. Head-to-head

C. Stock

B. Slant

D. Stock combo

49

Identify




A. Flea

C. Mite

B. Lice

D. Tick

50



Identify
the type
of
erosion
control.

A. Residue cropping

C. Terracing

B. Strip cropping

D. Tillage planting

**You will have 10
seconds per slide this
time through.**

**This is your final
chance to answer.**

26



Identify
this
type of
shoe.

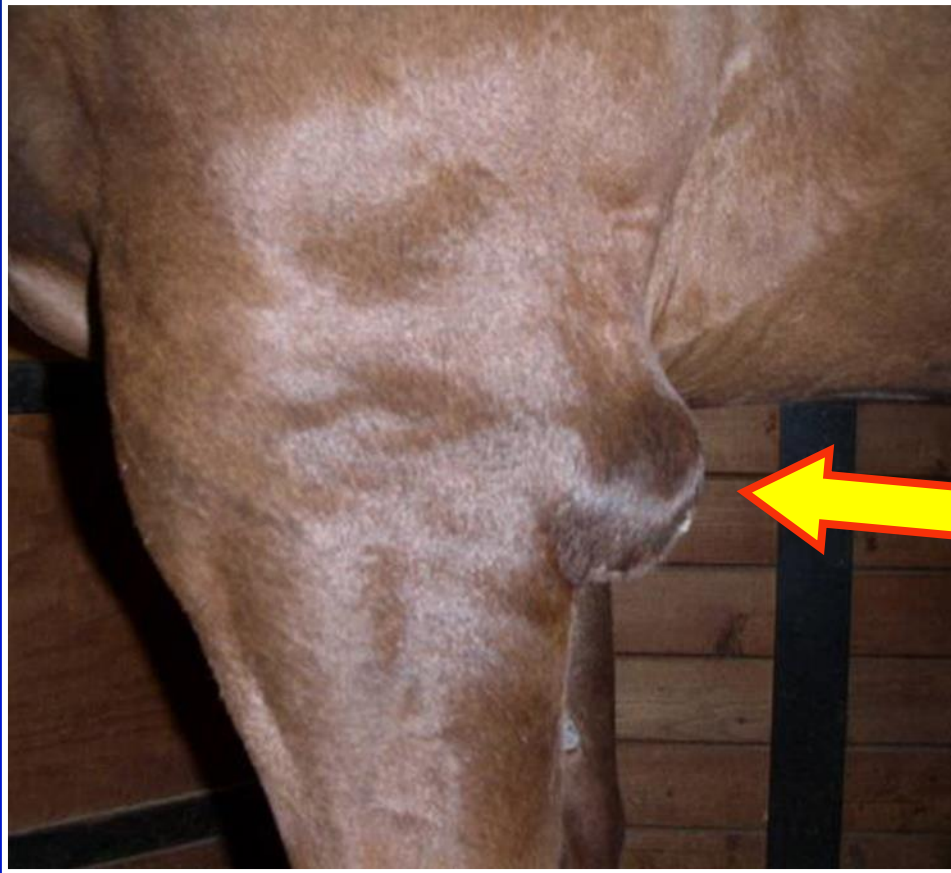
A. Egg bar

C. Racing plate

B. Heart bar

D. Sliding plate

27



**Identify
this
blemish.**

A. Bog spavin

B. Splint

C. Capped elbow

D. Windpuff

28



**Identify
this
feedstuff.**

A. Soybean hulls

C. Cottonseed hulls

B. Alfalfa

D. Beet pulp

29



Identify
this
horse
sport.

A. Combined driving

C. Vaulting

B. Eventing

D. Ride and tie

30

Identify
this
event.



A. Cutting

C. Working Cow Horse

B. Team Sorting

D. Western Riding

31



Identify



A. Creep feeder

C. Mineral feeder

B. Hay feeder

D. Water system

32



Identify
this
saddle
part.

A. Cantle

C. Panel

B. Skirt

D. Knee roll

33



**Identify
this
facial
marking.**

A. Blaze

C. Star and Stripe

B. Star

D. Star, Stripe and Snip

34

What disease has this transmission cycle?



A. Equine Influenza

C. Tetanus

B. EIA

D. West Nile Virus

35



**Identify
this
type of
legume.**

A. Alfalfa

C. Red clover

B. Crimson clover

D. Lespedeza

36

Identify this conformation fault.



A. Goose-rumped

C. Sickle-hocked

B. Steep-shouldered

D. Post-legged

37



Identify
these
teeth.

A. Canine

B. Insisors

C. Molars

D. Wolf

39



Identify
this
blemish.

A. Bog Spavin

B. Capped Hock

C. Bowed tendon

D. Splint

40

Identify



A. Baler

C. Hay rake

B. Tedder

D. Rotary cutter

41



Identify
this forage.

A. Alfalfa

C. Timothy

B. Tall fescue

D. Bermudagrass

42

What breed is affected by HERDA?



A. Arabians

C. Standardbreds

B. Quarter Horses

D. TN Walking Horses

43



Identify
this
type of
snaffle
bit.

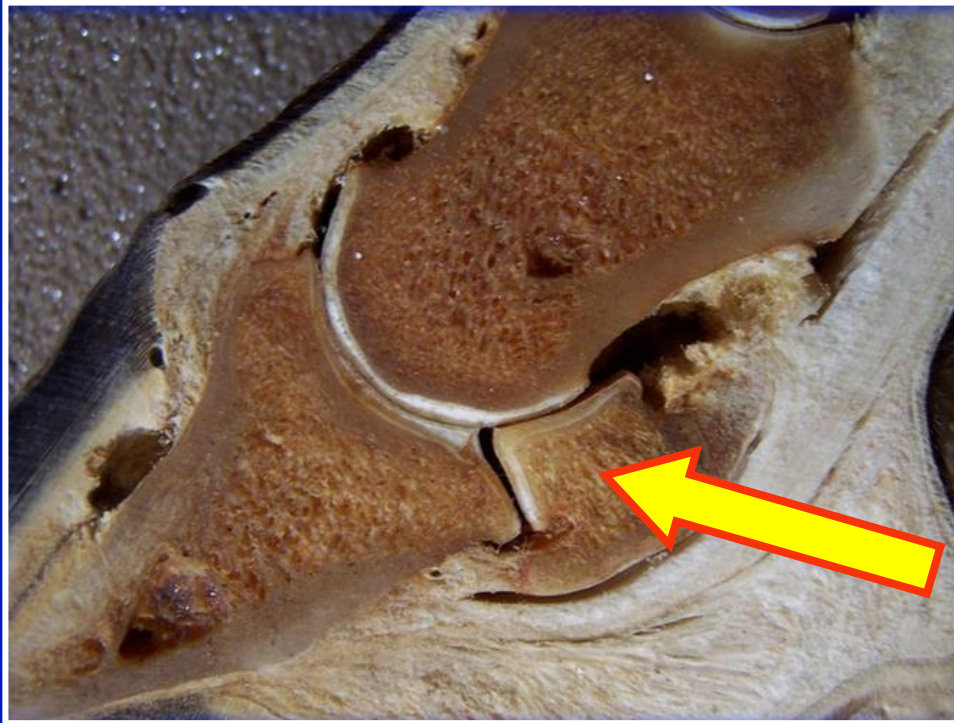
A. Full cheek

B. Half cheek

C. D-ring

D. Loose ring

44



Identify
this hoof
structure.

A. Coronary bone

C. Navicular bone

B. Lamina bone

D. Pastern bone

45



**Identify
this
disease.**

A. Cushing's Disease

C. EIA

B. Eastern Encephalitis

D. Strangles

46

Identify this type of leg protection.



A. Open-front boots

C. Skid boots

B. Splint boots

D. Galloping boots

47



Identify
this type of
grey .

A. Flea bit

C. Blanket

B. Dapple

D. Leopard

48



**Identify
this
type of
trailer.**

A. Head-to-head

C. Stock

B. Slant

D. Stock combo

49

Identify




A. Flea

C. Mite

B. Lice

D. Tick

50



Identify
the type
of
erosion
control.

A. Residue cropping

C. Terracing

B. Strip cropping

D. Tillage planting

**Jr. High
members
turn in your
Scorecards**